

CLEMENT SIDESTAR



The side dump with Clement Innovation

The 39-foot SideStar is Clement's rugged, efficient new hauling system that discharges its load to either side of the trailer. SideStar is not just another side dump. It features all of the innovation and quality construction that made Clement "America's Leader."

Innovation you'd expect from the industry leader

SideStar's lightweight frame

- Deep cross sections reduce both twist and frame bounce without adding payload-robbing weight.

Super capacity, super strong body

- A 34-ft. (24-cu.yd capacity) parabolic body of AR450 steel that's the hardest steel that can be provided. AR450 is 25 percent harder than AR400 and 138 percent harder than hi-tensile steel, which translates into increased trailer life for the Clement SideStar. AR450 is so hard, the SideStar's body is tops in comparison to other manufacturers' bodies of AR400 and hi-tensile steel. SideStar handles the toughest of loads.

- As an option for the SideStar, a body of 3/16-inch AR450 is available for increased payloads and general purpose hauling.

- Smooth, rounded contours with chamfered corners and the widest side angle in the industry, move loads quicker with less sticking.

- Internal and external braces provide greater corner strength. Extra wide top rails combine with both end braces and mid-body lateral braces to form a super strong unit.

- Rounded top rails with flat surfaces plus deflectors on the front and back end panels make for a smooth tarp fit.



SideStar's unique body latch system

SideStar's hook-type body latches have a boxed and padded pivot structure with a unique gathering feature. Extra large diameter pivot pins on the body mean low bearing stress and less wear.

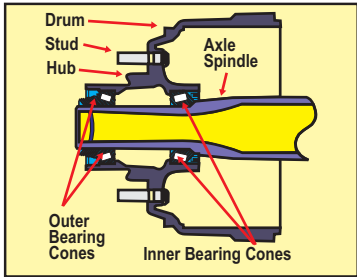
Air-operated latches are also available.

CLEMENT
America's leader
IN DUMP TRAILERS

The Company reserves the right under its product improvement policy to change construction or design details and furnish equipment when so altered without reference to illustrations or specifications used herein.

CLEMENT SIDESTAR

America's
most exciting new hauling option



Clement's firm foundation

Building a trailer is a lot like building a house. Put as much strength possible in the foundation and the structure will be strong and it will last! That's the Clement philosophy. With every trailer they start with 25,000-lb., 102-inch wide Meritor axles with common inner and outer bearings. Then Meritor's parallel spindles, which greatly increase both bearing and axle life, are added. 50,000-

lb. center point suspension is another Clement standard, or if the buyer prefers, 50,000-lb. air ride can be specified. Hub-piloted wheels are the final ingredient. Hub-piloted wheels have no inner nuts and all nuts have right-hand threads, plus there are only 10 nuts instead of the usual 20. This reduces both maintenance time and cost. None of our competition has a stronger foundation than the one that's standard on every Clement trailer, and few even come close.



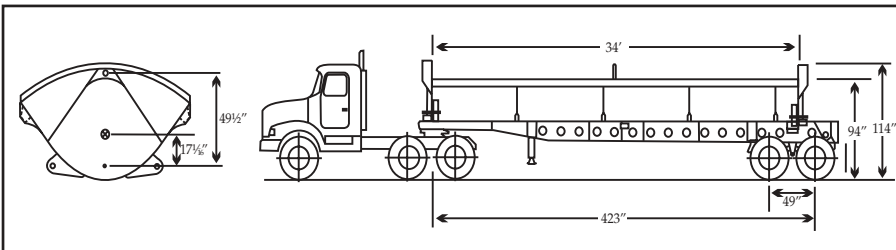
Dependable cylinders

Twin, 5-inch, double-acting cylinders with a flow divider ensure that every load is properly dumped.

The crowning touch

That deep lustrous shine on every Clement trailer is produced using the best

in acrylic urethane paint. So new, it's dubbed "the paint of the future," Clement's low VOC, urethane is applied to the trailer after it's had a corrosion-reducing phosphate wash. The result is a tough, protective finish that has a lustrous, long lasting shine.



CLEMENT
America's leader
IN DUMP TRAILERS

P. O. Box 914, Minden, LA 71058-0914
1-800-562-5948, FAX: 318-371-4369
E-Mail: sales@clementind.com
Web site: www.clementind.com

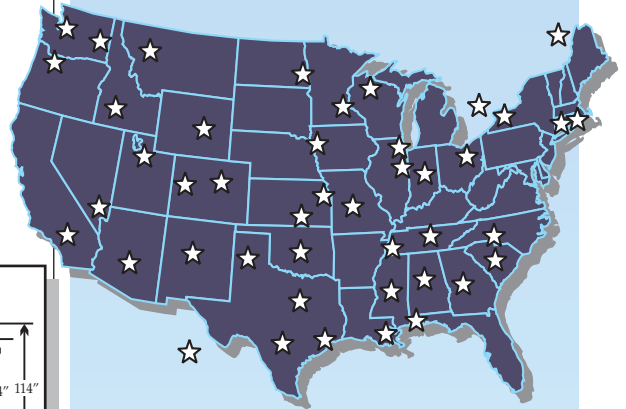
Lightweight, High-strength Side Dump Trailer

Specifications

- Chassis length: 39 feet
- 34-foot inside body length
- 35'-8" overall trailer length
- 40-inch sides for 24-cubic yard capacity
- Easy access to hydraulic lines:
 - Hydraulic lines are routed on top of the frame's cross members and secured with a shock absorbent clamp.
 - Air lines and electrical harness are routed with the hydraulic lines for the same easy access and maintenance support.
- Landing gear: Stiff legs
- Suspension: Hutch three-leaf
- Removable center tarp support with rounded anti-snag surfaces
- Frame design includes structure for mounting push blocks or pintle hook
- ABS braking system: WABCO 2s1m
- Cylinders: two (2) five-inch, double-acting dump cylinders with advanced seals and flow divide to cylinders
- Wheels: (8) 8.25 x 24.5, hub-piloted
- Tires: (8) Bridgestone 11R 24.5 radials
- Fenders: Steel on rear tandem

* optional:

- Air-assist locking system
- 6 inch hydraulic cylinders
- Wide selection of suspension groups



CLEMENT IS JUST "DOWN THE ROAD"

Clement's nationwide network of dealers means that Clement quality service and genuine Clement replacement parts are just "down the road" not across the country.

For more information, call your local Clement Distributor: